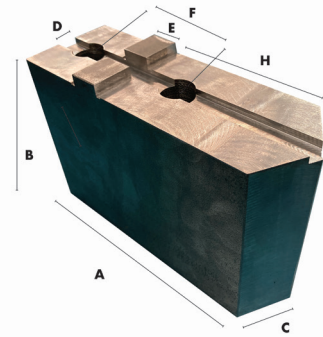


ASSORTED MANUAL CHUCKS

MODELS BERGMAN, BISON, BUCK, CUSHMAN, PRATT BURNERD,
ROHM, SCA, S-P, WARNER SWASEY, & YUASA

AMERICAN STANDARD TONGUE & GROOVE



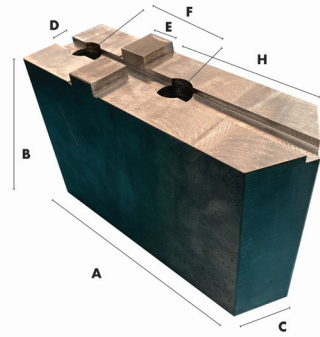
SOFT JAWS

CRITICAL

chuck size	part number	A	B	C	D	E	F	SCREW SIZE	H
6	6MSH	2.81	1.38	1.00	0.313	0.499	1.5	3/8	1.16
6	6MSHO	3.13	1.38	1.00	0.313	0.499	1.5	3/8	1.56
6	05201459*	3.19	1.63	1.25	0.313	0.499	1.5	3/8	1.69
8	8MSH	3.31	1.88	1.25	0.313	0.499	1.75	3/8	1.41
8	8MEH	3.31	3.38	1.25	0.313	0.499	1.75	3/8	1.41
8	8MSHO	3.31	1.88	1.25	0.313	0.499	1.75	3/8	1.69
8	8MEHO	3.31	3.38	1.25	0.313	0.499	1.75	3/8	1.69
8	05201450	3.50	1.63	1.25	0.313	0.499	1.75	3/8	1.63
8	05201462*	3.94	1.63	1.25	0.313	0.499	1.75	3/8	2.25
8	8HSHO	3.31	1.88	1.25	0.313	0.499	1.75	1/2	1.69
10	10MSH	3.94	1.88	1.5	0.501	0.749	2.125	1/2	1.59
10	10MEH	3.94	3.38	1.5	0.501	0.749	2.125	1/2	1.59
10	10MSHO	3.94	1.88	1.5	0.501	0.749	2.125	1/2	1.94
10	10MEHO	3.94	3.38	1.5	0.501	0.749	2.125	1/2	1.94
10	05201452	4.25	1.88	1.5	0.501	0.749	2.125	1/2	1.94
10	05201464*	4.81	1.88	1.5	0.501	0.749	2.125	1/2	2.69
10	10HSHO	3.94	1.88	1.75	0.501	0.749	2.125	5/8	1.94
10	05201453	4.25	2.38	1.75	0.501	0.749	2.125	5/8	1.94
10	05201465*	4.81	2.38	1.75	0.501	0.749	2.125	5/8	2.69
10	05201477	4.25	3.88	1.75	0.501	0.749	2.125	5/8	1.94

*FOR POINTED JAWS ADD "OP" TO THE END OF ANY PART NUMBER, I.E. 6MSHOP | *Pointed Style Jaw

***ALUMINUM JAWS AVAILABLE FROM STOCK**
***SEE NEXT PAGE FOR PIE JAWS™ & HARD JAWS**



ASSORTED MANUAL CHUCKS

MODELS BERGMAN, BISON, BUCK, CUSHMAN, PRATT BURNERD,
ROHM, SCA, S-P, WARNER SWASEY, & YUASA

AMERICAN STANDARD TONGUE & GROOVE

SOFT JAWS

CRITICAL

chuck size	part number	A	B	C	D	E	F	SCREW SIZE	H
12	12MSH	4.50	2.13	1.75	0.501	0.749	2.5	1/2	1.88
12	12MEH	4.50	3.38	1.75	0.501	0.749	2.5	1/2	1.88
12	12MSHO	4.75	2.13	1.75	0.501	0.749	2.5	1/2	2.50
12	12MEHO	4.75	3.38	1.75	0.501	0.749	2.5	1/2	2.50
12	05201454	4.88	2.38	1.75	0.501	0.749	2.5	1/2	2.31
12	05201466*	5.75	2.38	1.75	0.501	0.749	2.5	1/2	3.38
12	05201478	4.88	3.88	1.75	0.501	0.749	2.5	1/2	2.31
12	12HSH	4.50	2.13	2.00	0.501	0.749	2.5	5/8	1.88
12	12HSHO	4.75	2.13	2.00	0.501	0.749	2.5	5/8	2.50
12	05201455	4.88	2.38	2.00	0.501	0.749	2.5	5/8	2.31
12	05201467*	5.75	2.38	2.00	0.501	0.749	2.5	5/8	3.38
12	05201479	4.88	3.88	2.00	0.501	0.749	2.5	5/8	2.31
12	05201491*	5.75	3.88	2.00	0.501	0.749	2.5	5/8	3.38
15	15MSH	5.19	2.38	1.75	0.501	0.749	3	5/8	2.22
15	15MSHO	6.00	2.38	1.75	0.501	0.749	3	5/8	3.25
15	05201456	5.63	2.25	2.00	0.501	0.749	3	5/8	2.75
15	05201480	5.63	3.75	2.00	0.501	0.749	3	5/8	2.75
15	15HSH	5.19	2.38	2.50	0.501	0.749	3	3/4	2.22
15	15HSHO	6.00	2.38	2.50	0.501	0.749	3	3/4	3.25
15	M1610B1	5.75	3.25	2.00	0.501	0.749	3	3/4	2.00
18	18MSH	5.19	2.88	2.25	0.501	0.749	3	3/4	2.22
18	18MSHO	6.00	2.88	2.25	0.501	0.749	3	3/4	3.25
18	18HSHO	6.00	2.88	3.00	0.501	0.749	3	3/4	3.25
18	05201458	5.63	3.25	2.50	0.501	0.749	3	3/4	2.75
18	05201519*	7.25	3.25	2.50	0.501	0.749	3	3/4	4.50
18	05201520*	7.25	4.75	2.50	0.501	0.749	3	3/4	4.50

*FOR POINTED JAWS ADD "OP" TO THE END OF ANY PART NUMBER, I.E. 12MSHOP | *Pointed Style Jaw

ASSORTED MANUAL CHUCKS

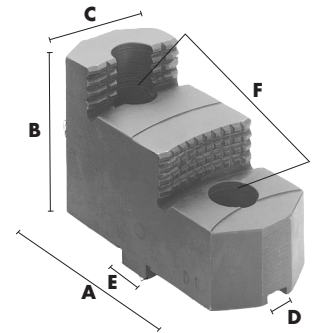
MODELS BERGMAN, BISON, BUCK, CUSHMAN, PRATT BRUNERD, ROHN, SCA, S-P, WARNER-SWASEY, & YUASA

AMERICAN STANDARD TONGUE & GROOVE

ALUMINUM PIE JAWS™

chuck size	part number	STANDARD HEIGHT		CRITICAL				EXTRA HEIGHT	
		A	B	D	E	F	SCREW SIZE	PART NUMBER	B
6	TG6MDP	6.00	2.00	0.313	0.500	1.5	3/8	TG6MDP1	4.00
6	TG6HDP	6.00	2.00	0.313	0.500	1.5	7/16	TG6HDP1	4.00
8	TG8MDP	8.00	2.00	0.313	0.500	1.75	3/8	TG8MDP1	4.00
8	TG8HDP	8.00	2.00	0.313	0.500	1.75	1/2	TG8HDP1	4.00
10	TG10MDP	10.00	2.00	0.501	0.750	2.125	1/2	TG10MDP1	4.00
10	TG10HDP	10.00	2.00	0.501	0.750	2.125	5/8	TG10HDP1	4.00
12	TG12MDP	12.00	2.00	0.501	0.750	2.5	1/2	TG12MDP1	4.00
12	TG12HDP	12.00	2.00	0.501	0.750	2.5	5/8	TG12HDP1	4.00
15	TG15MDP	15.00	3.00	0.501	0.750	3	5/8	TG15MDP1	4.00
15	TG15HDP	15.00	3.00	0.501	0.750	3	3/4	TG15HDP1	4.00

*FOR CAST IRON ADD "CI" TO THE BEGINNING OF THE ALUMINUM PART NUMBER, I.E. C16MDP. OTHER SIZES AVAILABLE FROM STOCK.



REVERSIBLE HARD JAWS

CRITICAL

chuck size	part number	A	B	C	D	E	F	SCREW SIZE	1st step depth	2nd step depth
8	D8MD	3.55	2.00	1.25	0.313	0.499	1.75	3/8	0.60	1.04
10	D10MD	3.77	2.50	1.75	0.501	0.749	2.125	1/2	0.68	1.38
10	D10HD	3.77	2.50	1.75	0.501	0.749	2.125	5/8	0.68	1.38
12	D12MD	4.50	2.50	1.75	0.501	0.749	2.5	1/2	0.68	1.38
12	D12HD	4.50	2.50	1.75	0.501	0.749	2.5	5/8	0.68	1.38
15	D15MD	5.51	3.50	2.50	0.501	0.749	3	5/8	0.88	1.75
15	D15HD	5.51	3.50	2.50	0.501	0.749	3	3/4	0.88	1.75